



**A B S A U G W E R K**

**DEDUSTER**  
SERIES P | SERIES S




# THE FACTORY

ABSAUGWERK stands for high-quality extraction solutions for the manufacturing industries. We are proud that with our systems, we make workplaces safer and cleaner. Hence, we not only actively contribute to the protection of employees, but also increase the service lives of machine parks and significantly reduce environmental impacts.

Our product portfolio ranges from industrial deduster, fume filter, oil mist separator and wet separator right up to complete production hall ventilation systems. Numerous capturing elements such as extraction arms, extraction tables, hoods and many more products complement our product range. We specially match the flexible components of our systems to the requirements of our customers and so deliver optimum solutions for virtually every process and every material. Our many years of experience in extraction technology is the foundation of our know-how and of our process and application knowledge.

In order to guarantee the quality of our high-end systems, we manufacture our units in our own factory and manage the entire service chain from the first consultation and planning right up to the installation of pipe systems and after-sales services such as maintenance or filter replacement.

The care of our network is a personal matter of concern to us and the basis for a trustful and longstanding partnership. The appreciation of our partners is the highest award for us and validates us in our daily activities.



»People are always our main focus, be it as customer, partner or employee.«



## CONTENTS

The factory	1
-------------	---



DEDUSTER SERIES P/S	3
---------------------	---

Unit components	5
-----------------	---

Equipment	7
-----------	---

Explosion protection	13
----------------------	----

Fire protection	15
-----------------	----

Noise protection	17
------------------	----



Service & distribution	19
------------------------	----

Quality	23
---------	----

Sustainability	25
----------------	----

Customer reference	27
--------------------	----

Technical specifications	29
--------------------------	----

Training & partnership	33
------------------------	----

# Highlights

**HIGH EXTRACTION PERFORMANCE WITH  
LOW ENERGY CONSUMPTION**

**HIGH QUALITY, CLEANABLE CARTRIDGE  
AND BAG FILTERS**

**SIMPLE OPERATION AND MAINTENANCE  
HANDLING**

**FLEXIBLE APPLICATION THANKS TO  
VERSATILE CONFIGURATIONS**

**RECIRCULATION OR EXHAUST AIR  
OPERATION CAN BE VARIED WITHOUT  
RETROFITTING**

**VERSATILE CONTROL FUNCTIONS**

**REMOTE MAINTENANCE AND ACCESS**

**NUMEROUS OPTIONS AND VARIATIONS**

cutting  
sawing  
separating

## DEDUSTER SERIES P/S

During the processing of materials, such as sawing, grinding, cutting, separating or polishing, dust and chips can be released, which have to be reliably extracted to protect people and machines.

The released media can be extracted using various collection systems. They are then separated through high-quality cartridge or bag filters. A certified HEPA H14 filter is also used for carcinogenic substances such as stainless steel. The cleaned air can then be fed back into the hall (recirculation mode) or outside.

Deduster series P (cartridge) and S (bag) are individually configurable with their different sizes and various designs and can thus be precisely tailored to the respective process. When designing the systems, we attach the greatest importance to high-quality components and optimum performance in order to keep energy and operating costs to a minimum and to protect the environment.



Link to the deduster product video  
[ABSAUGWERK.com](https://www.absaugwerk.com)



*Deduster with separate cyclone pre-separator  
Automatic discharge via a rotary valve*

#### PROCESSES

- Sawing
- Separating
- Cutting
- Grinding
- Polishing
- Deburring

#### MATERIAL

- Dust
- Chips
- Granulate
- Fibers
- Flakes
- Lints

PERFORMANCE SERIES P/S  
**2,400–36,500 m<sup>3</sup>/h**  
**1.1–45 kW**



> 2,500

individual  
**COLORS**

> 100

different  
**FANS**

> 50

different  
**FILTER VARIATIONS**

> 30

possible  
**PRODUCT VARIATIONS**

## UNIT COMPONENTS

### FILTER

- Cartridge filter (diff. performances)
- Bag filter (diff. performances)
- Automatic Jet-Pulse cleaning

### DISCHARGE

- Drawer
- Small container
- Bucket
- Container
- Automatic discharge (e. g. rotary valve)
- Individual discharge systems

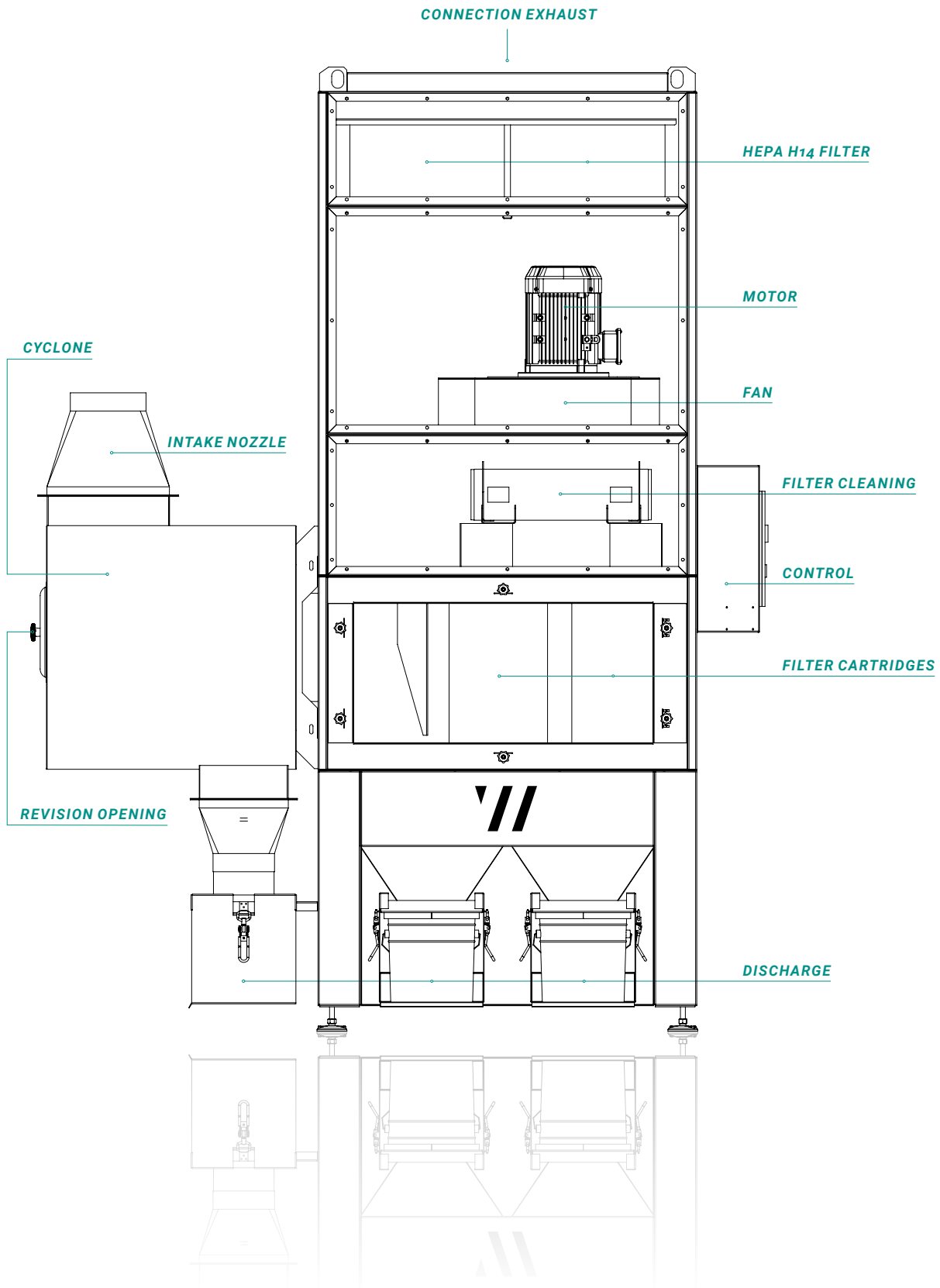
### CAPTURING

- Extraction arm
- Extraction hood
- Extraction table
- Machine connection
- Pipe system
- Individual capturing systems

### OPTIONS & VARIATIONS

- HEPA H14 filter for carcinogenic substances
- Carbon filter for gases and odors
- ATEX-/fire protection execution
- Pre-separator
- Versatile noise protection
- Cross-flow heat exchanger
- Precoat unit
- Different fans (medium pressure, high pressure, high vacuum)
- Versatile smart controls
- Individual unit branding and color





# EQUIPMENT

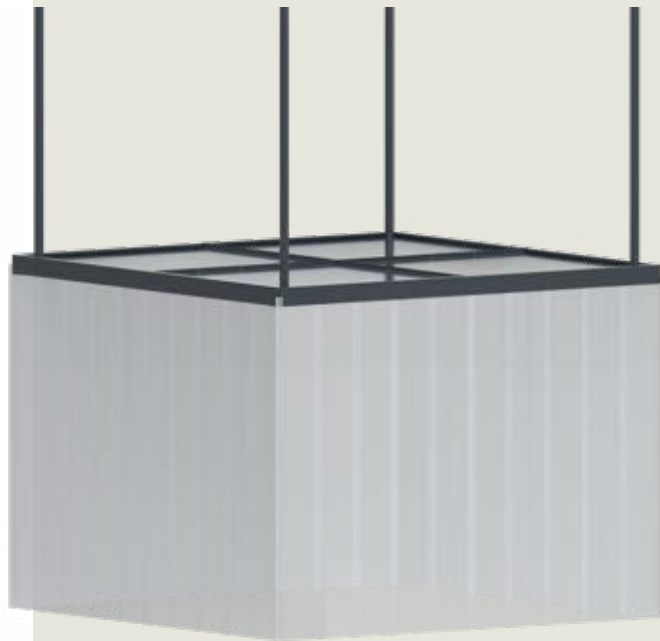
Extraction units from ABSAUGWERK are characterized by their precisely fitted and energy-saving construction. In order to provide the optimal extraction system for your application, our portfolio is supplemented by numerous components such as capturing elements, precoat units, pipe systems and other equipment.

## Extraction arm

### SELECTIVE EXTRACTION

Extraction arms are used for selective extraction in processes such as welding. They extract released media such as dust, smoke or fumes directly at the point of origin. The low resistance and the flow-optimized construction prevent any deposits and guarantee maximum efficiency without loss of extraction power.

The ergonomic design with a sturdy handle makes use comfortable. The easily guided joints ensure maximum flexibility and a large radius of action. The arms are available in various lengths and diameters.



## Extraction hood

### TOP HOODS

Top hoods are used for ascending media with small particle sizes such as smoke. These can be individually configured in various sizes, with a wide variety of mounting systems and accessories such as fins or spark separators.

### SIDE HOODS

Side hoods in the standard execution are available as rectangular hoods and can be delivered open or with various protective/deflector plates.

Our extraction hoods are available in numerous sizes and can be individually configured.



# Extraction table

## DUST AND FUME FREE WORK

Extraction tables are used as workbenches for work such as grinding, sawing or welding and capture media such as dust, smoke or chips safely and efficiently. Coarse materials such as chips fall straight down into a discharge container. Fine particles such as dust and smoke are captured via the extraction walls and are filtered in an extraction system. Due to the flexible side walls, even large workpieces can be processed without any problems.

The tables of the WT Series are ergonomically designed and come in various sizes with numerous options such as lighting, wheels, overlays and much more. The extensive legroom and hydraulic height adjustment make them to a comfortable workbench for clean processing of your workpiece.

## OPTIONS

- Mobile with wheels
- LED lighting (also in ATEX execution)
- Vice holder
- Hydraulic height adjustment
- Extraction via the rear wall or side wall
- Tool holder
- Roof

## OVERLAYS

- Grating<sup>1</sup>
- Plastic<sup>2</sup>
- Plasma<sup>3</sup>
- Wood<sup>4</sup>

**ERGONOMIC WORKBENCH (HEIGHT-ADJUSTABLE)**

**MAXIMUM WORK COMFORT AND EXTENSIVE LEG ROOM**

**IDEAL FOR SMALL BATCHES OR PARTS WITH SPECIAL DIMENSIONS**

**FLEXIBLE HINGED SIDE WALLS**

**EASY DISPOSAL OF DISCHARGE**

**INDIVIDUALLY CONFIGURABLE AND EXTENDABLE**

**VARIOUS OVERLAYS**

**QUALITY MADE IN GERMANY**




grinding  
polishing



# Pre-separator

Pre-separators serve as spark traps and to separate large amounts of material before the extracted media reach the filter unit. Medium size and coarse dust particles can be separated up to 99% in advance, so that only the filtering of fine dust is necessary. The upstream installation of a pre-separator increases the filter service life significantly and decreases the follow-up costs.

Pre-separators from ABSAUGWERK are suitable for every type of system and can be easily retrofitted. The different designs and sizes guarantee optimum extraction power and low energy consumption.




## LATERAL CYCLONE PRE-SEPARATOR

With its compact and robust design, the lateral cyclone pre-separator can be installed directly on the system.





## SEPARATE CYCLONE PRE-SEPARATOR

The cyclone pre-separators were developed with a flow simulation for optimal flow speed and extraction power. They are available in several designs and can be installed independently next to the system.



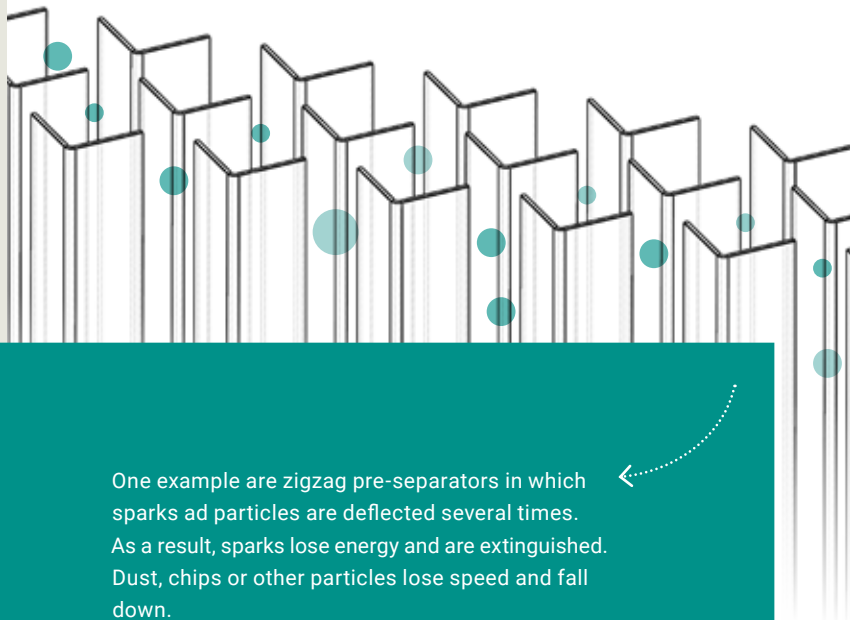
### SPARK PRE-SEPARATOR

The spark pre-separator is attached between the detection such as the extraction hood and the pipe system. Due to the reduced air speed in the pre-separator, the sparks cool down and are extinguished. This prevents a spark from entering the filter system and minimizes the risk of fire.



### WATER PRE-SEPARATOR

In the water pre-separator, smoke is bound in a water bath and sparks or glowing particles are extinguished with a degree of separation of almost 100%.



## INDIVIDUAL SOLUTIONS FOR PRE-SEPARATORS

We strive to meet every need and, in addition to the standard designs, also offer special solutions and custom-made products.

One example are zigzag pre-separators in which sparks and particles are deflected several times. As a result, sparks lose energy and are extinguished. Dust, chips or other particles lose speed and fall down.

So-called swing check valves can be combined with the filter system. They prevent dust or odors from flowing back when the system is being cleaned or switched off.



# Discharge Systems

The captured media can be extracted directly via a pipe system or disposed of via a discharge system. Our numerous standard designs can be expanded to include individual detailed solutions. The systems are emptied at intervals or monitored via a level sensor system. When the discharge is full, a message appears and the system is automatically switched off.

We pay great attention to the selection of the appropriate discharge system when planning the system, taking into account the material behavior, in order to ensure trouble-free operation.

**DRAWER**

With a discharge drawer, the system can be built compactly. It is ideally suited for small discharge quantities.

**SMALL CONTAINER**

Containers have a larger capacity. Different designs are available with inlay bags, forklift straps, tilting devices and much more.

**BUCKET**

Our dust collection buckets are available with a capacity of 15 liters or 30 liters and a lid for safe, dust-free disposal.

DISCHARGES	P/S 2000	P/S 3000	P/S 4000	P/S 4000	P/S 5000	P/S 6000	P/S 7000	P/S 8000
Drawer 50L	●							
Container 50L	●							
Container 100L		●	●	●	●	●	●	●
Bucket 1 x 15L	●							
Bucket 2 x 15L		●	●	●	●	●	●	●
Bucket 2 x 30L		●	●	●	●	●	●	●



## Deburring



### **AUTOMATIC DISCHARGE SYSTEMS**

With automatic discharge systems such as rotary valves, double pendulum flaps, screw conveyors, pneumatic conveyor systems, discharge slides or shut-off flaps the discharge can be set with a timer (in intervals or permanently) as well as depending on the quantity. This can be necessary for large quantities of material and other applications.



### **CONTAINER**

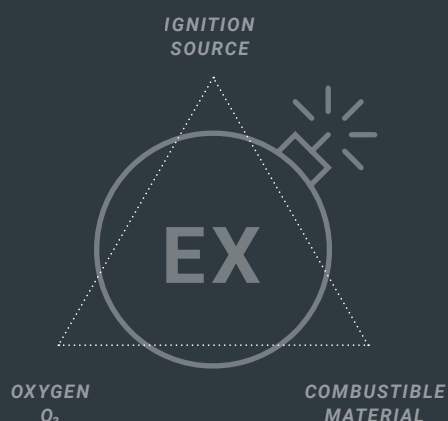
Containers are used for very large discharge quantities and are mostly used in conjunction with automatic discharge systems. Special designs with oil strainer, tilting device and much more are possible.

# EXPLOSION PROTECTION

In many companies, flammable and explosive media such as gases, vapors, mists or dusts are released during production processes. In combination with oxygen and an ignition source, these substances can cause large fires and explosions.

Our systems are designed to prevent the formation of explosive atmospheres (primary explosion protection). This is achieved through a maximum degree of separation with constant extraction power, high air speeds in the system and ATEX compliant components.

By excluding conventional, cost-intensive explosion protection components, ATEX systems from ABSAUGWERK can be produced at up to 50% less costs and your operating costs can be minimized.



## STATUTORY REGULATIONS

Within the European Union, all matters and special features regarding explosion protection are specified in the so-called ATEX Directives. The Directives distinguish between manufacturers and operating companies and must be complied with by both parties in order to ensure safe operation and to satisfy occupational health and safety requirements. When designing our extraction systems, we include all the relevant parameters, evaluate them in accordance with the statutory regulations and so manufacture ATEX-conforming systems for every specific application.

EC DIRECTIVE	RESPONSIBILITY	IMPLEMENTATION DE
2014/34/EU (Atex 114)	Manufacturer	Explosion Protection Ordinance ExVo
1999/92/EG (ATEX 137)	Operator	Hazardous Substances Ordinance GefStoffV, Occupational Health and Safety Regulation BetrSichV

**COST SAVINGS UP TO 50%**

**LOW OPERATING & CONSEQUENTIAL COSTS**

**MAXIMUM SUCTION PERFORMANCE**

**MAXIMUM SEPARATION RATE**

**SAFE OPERATION**

**HIGHEST QUALITY STANDARDS**

**INDOOR INSTALLATION POSSIBLE**



Our ATEX systems prevent the formation of explosive atmospheres!



## ATEX COMPONENTS

With various ATEX components and an innovative design, we ensure the safe operation of our systems.

- Pre-separator
- Spark detection
- Automatic extinguishing systems according to DIN/EN: water, powder, CO<sub>2</sub>
- Automatic shutdown of the system
- Monitoring: negative pressure, volume flow, compressed air tank, filter, filling level
- Fan according to ATEX Zone 22
- ATEX-compliant detection elements and pipe systems
- Construction free of ignition sources and conductive
- No Ex zones during operation
- Electronic components installed in conformity with ATEX
- Control cabinet outside the unit (no Ex-zone)



# FIRE PROTECTION

Deposits in the pipe system or in the system itself can create dangerous smoldering nests, which do not immediately form high columns of smoke and can go unnoticed for a long period of time. For this reason, preventative fire protection measures as well as effective monitoring and extinguishing systems, as guaranteed by our special fire protection components, are absolutely necessary.

## COMBUSTION BEHAVIOUR OF SUBSTANCES

The combustion behaviour is specified as a combustion factor (CF) from one to six and allows a rough estimate of how dust deposits can ignite and behave after ignition.

- CF 1: No burning (table salt)
- CF 2: Brief burning and quick extinction (tartaric acid)
- CF 3: Local burning or smouldering without spreading (lactose)
- CF 4: Spreading of a smouldering fire (tobacco)
- CF 5: Spreading of an open fire (sulphur)
- CF 6: Deflagration-type burning (black powder)

## STATUTORY REGULATIONS

Within the scope of production and occupational health and safety, the responsibility for fire protection measures rests solely with the operating company as there are no clear regulations here. In this respect, we would be pleased to offer you individual advice and recommend the use of an effective extraction system.

REGULATION	DESCRIPTION	RESPONSIBILITY
DIN EN ISO 19353:2019-06	Safety of Machinery – Fire protection	Operator
VDI 2263 Sheet 6	Fire and explosion protection in dedusting systems	Operator
VDS 3445	Fire protection in dedusting systems	Operator
TRGS 800	Fire protection measures	Operator

**COST SAVINGS UP TO 50%**

**LOW OPERATING & CONSEQUENTIAL COSTS**

**MAXIMUM SUCTION PERFORMANCE**

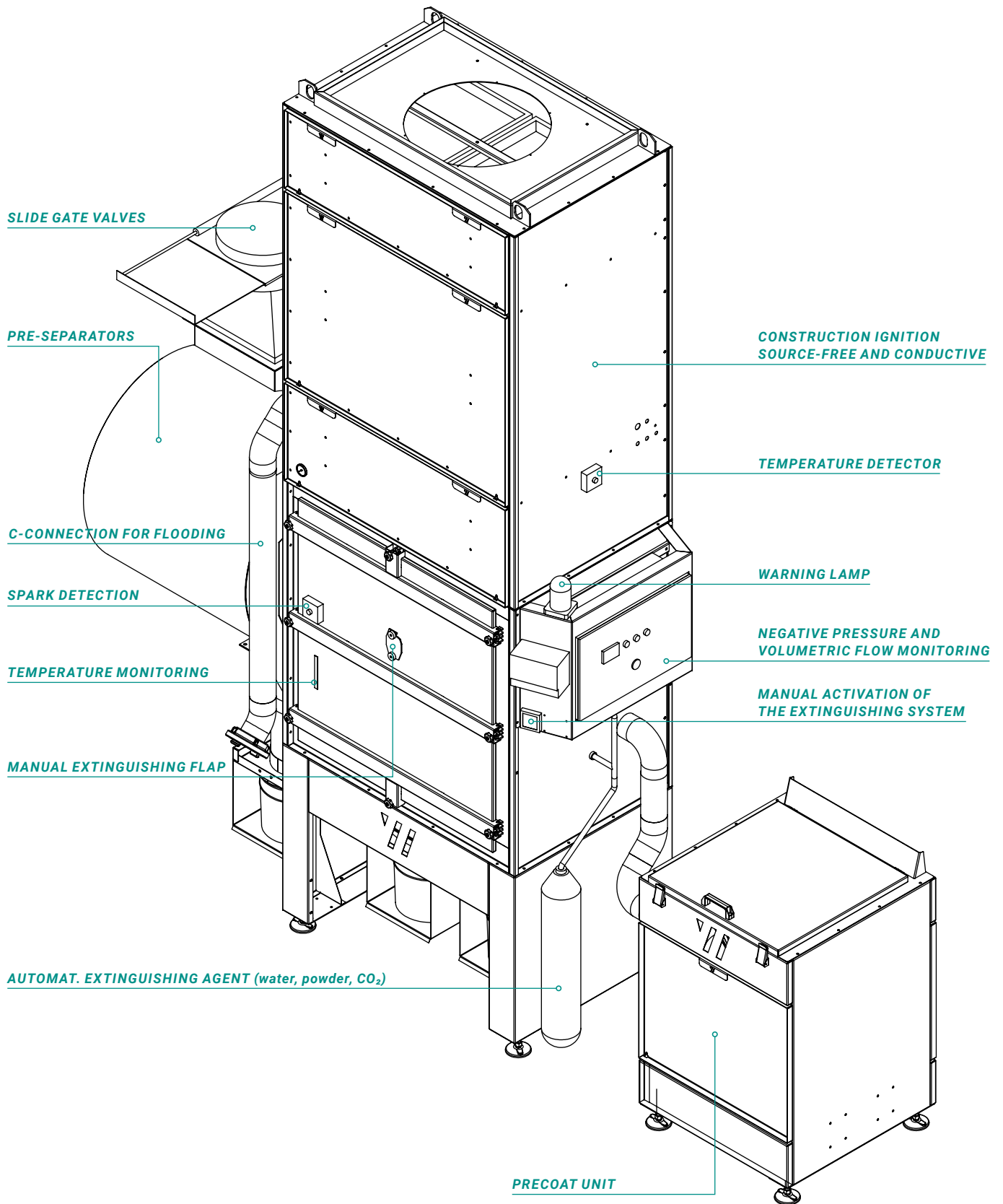
**MAXIMUM SEPARATION RATE**

**SAFE OPERATION**

**HIGHEST QUALITY STANDARDS**

**SUITABLE FOR LARGE AMOUNTS OF DUST**





## FIRE PROTECTION COMPONENTS



# NOISE PROTECTION

In order to protect your employees from harm to their health and to ensure smooth operation, our extraction systems are designed to have low-noise levels and can be supplemented with various soundproofing components. Thereby we achieve a noise exposure that is well below the allowed limits.

## THRESHOLD VALUES & ACTIONS

A daily noise exposure level LEX,  
8h **from 80 dB(A)** or a peak sound pressure level  
LpCpeak **from 135 dB(C)** requires:

- Information for the employees  
(on reaching the action value)
- The provision of hearing protection  
(on exceeding the action value)
- The provision of occupational medical preventive care  
(on exceeding the action value)

A daily noise exposure level LEX,  
8h **from 85 dB(A)** or a peak sound pressure level  
LpCpeak **from 137 dB(C)** requires:

- Compulsory wearing of hearing protection  
(on reaching the action value)
- Provision of occupational medical preventive care  
(obligatory provision on reaching the action value)
- Identification of noisy areas  
(on exceeding the action value)
- Establishment of a noise reduction programme  
(on exceeding the action value)

## STATUTORY REGULATIONS

Workplaces Ordinance  
*ArbStättV*

Noise and Vibration Health & Safety Regulation  
*LärmVibrationsArbSchV*

Technical Rules for the Noise and  
Vibration Health & Safety Regulation  
*TRLV Lärm*

**OPTIMIZED FLOW GEOMETRY IN  
THE COMPRESSOR**

**COMPRESSOR WITH MAXIMUM  
QUIET RUNNING**

**MAXIMUM SUCTION POWER WITH LOW  
ENERGY CONSUMPTION**

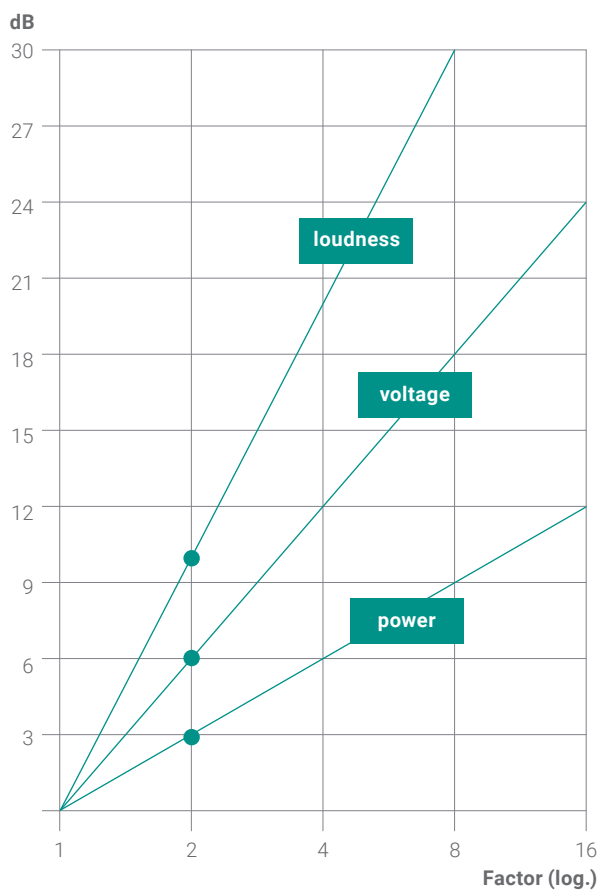
**NOISE EXPOSURE BELOW 80 DB(A)**



## SOUND INSULATIONS COMPONENTS

- Splitter silencers
- Duct silencers
- Machine housing
- Sound insulation cabins

Just a noise level increase of 3 dB has an impact of factor 2 and will be perceived as approx. 10 dB louder.



**Double loudness =**  
Factor 2 is about  
a 10 dB higher per-  
ceived loudness level  
(psychoacoustics)

**Double voltage =**  
Factor 2 is 6 dB  
higher measured  
voltage level (sound  
pressure level)

**Double power =**  
Factor 2 is 3 dB  
higher calculated  
power level (sound  
intensity level)

## SERVICE & DISTRIBUTION

With our comprehensive range of services, our competent service team will support you during initial commissioning, carry out regular maintenance and measurements, and offer you suitable spare and wear parts if required. Thanks to our many years of experience in extraction technology, we also have the expertise to convert and retrofit existing systems. If you would like to train your employees in the use of our systems, we also offer training courses.

»360° service –  
we support you  
from the initial  
consultation all the  
way to the after-  
sales service!«

## IMPLEMENTATION

We ensure smooth mechanical and electrical commissioning of our own as well as third-party systems. We are also happy to provide you with instructions on the functions, safety precautions and control of the system.



## AFTER-SALES SERVICE

We offer a comprehensive after-sales service: From the sale of spare and wear parts to the cleaning of pipelines to residual dust and air quality measurements. Even at a later date, plant instructions (detailed functions, new instruction of additional operators) can be provided. Furthermore, we support you with repairs, retrofits and overhauls of all makes.





## MAINTENANCE

System failures cannot be planned and can cause high downtime costs as well as endanger the safety of your employees. To maintain the efficiency of your extraction systems, we offer various maintenance packages. This way, any defects can be detected in time and subsequent costs can be avoided. Our years of experience and an effectively structured service organization guarantee a short response time and rapid troubleshooting.

# We keep your facility running!

We maintain both third-party and our own systems.  
Request a no-obligation maintenance quote at  
[info@absaugwerk.de](mailto:info@absaugwerk.de)

**AVOIDANCE OF FOLLOW-UP COSTS**

**AVOIDANCE OF DOWNTIME AND STANDSTILL COSTS**

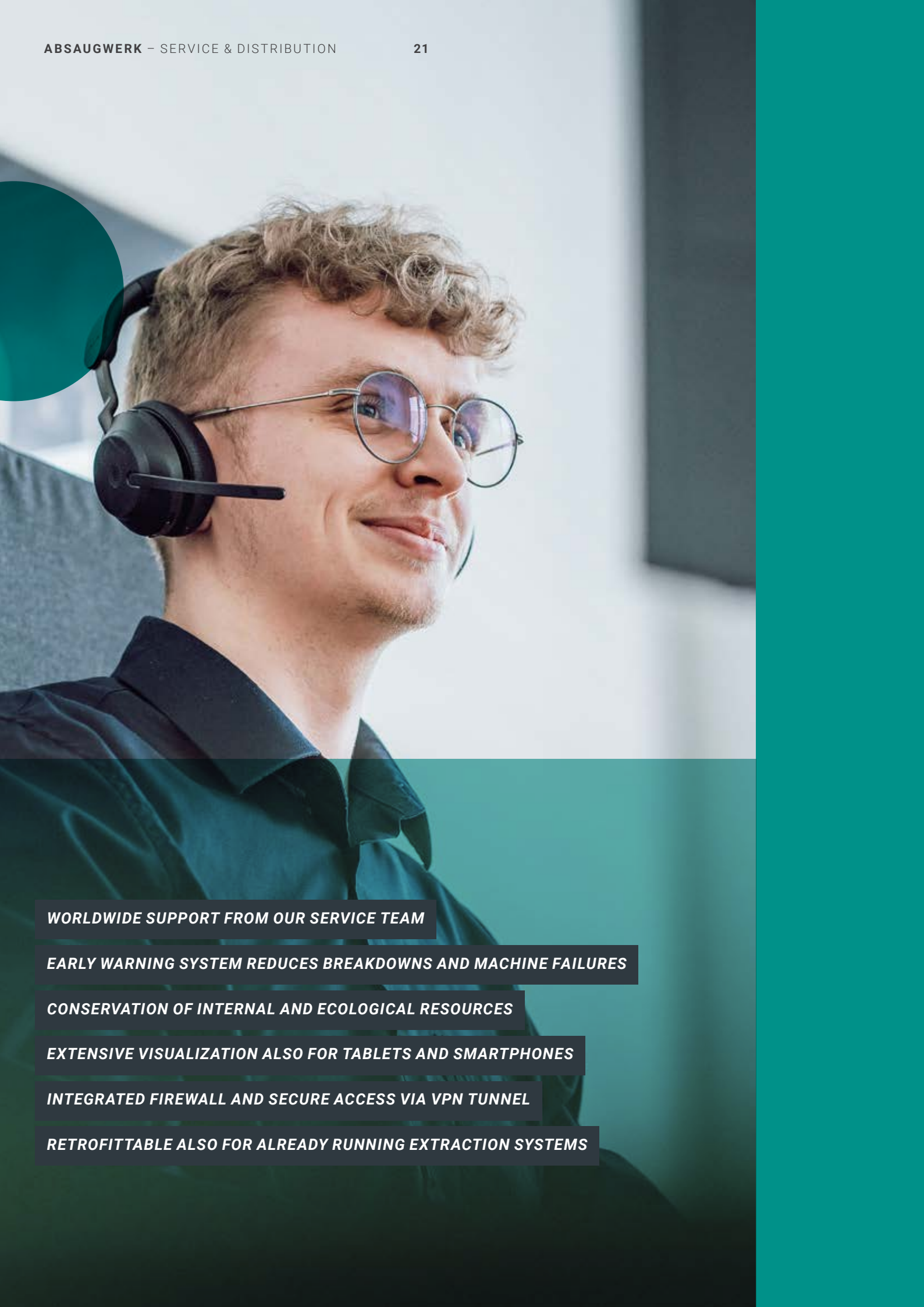
**LOWER MAINTENANCE COSTS**

**INCREASE IN PRODUCTIVITY**

**REMOTE DIAGNOSIS, REMOTE ACCESS & REMOTE MAINTENANCE**

**CONDITION ANALYSIS AND MAINTENANCE OF ALL MAKES**





**WORLDWIDE SUPPORT FROM OUR SERVICE TEAM**

**EARLY WARNING SYSTEM REDUCES BREAKDOWNS AND MACHINE FAILURES**

**CONSERVATION OF INTERNAL AND ECOLOGICAL RESOURCES**

**EXTENSIVE VISUALIZATION ALSO FOR TABLETS AND SMARTPHONES**

**INTEGRATED FIREWALL AND SECURE ACCESS VIA VPN TUNNEL**

**RETROFITTABLE ALSO FOR ALREADY RUNNING EXTRACTION SYSTEMS**

## REMOTE MAINTENANCE

In fully automated production processes with professional extraction systems, the most important thing is that everything runs smoothly and functions without interruptions.

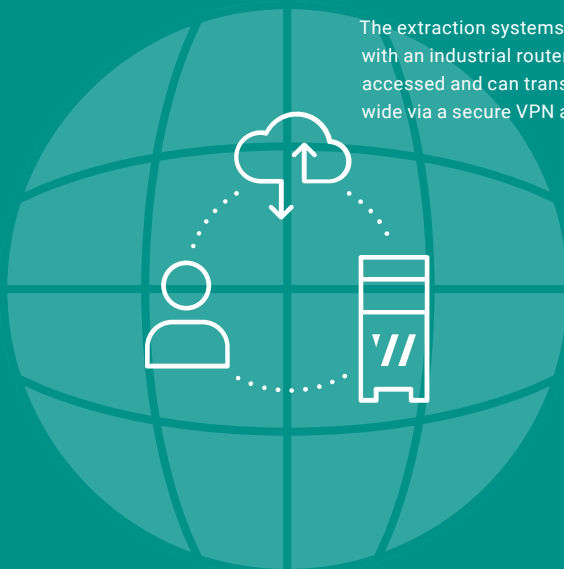
Remote maintenance systems monitor relevant parameters such as machine condition, filter saturation, maintenance intervals, operating hours, sensor technology and many other indicators in real time and send automatic alarm messages if necessary. Thus, malfunctions can be remedied at an early stage and consequential damage and machine downtimes can be avoided.

### MONITORING & ALERTS

Thanks to the extensive monitoring and alarm functions, our service technicians remain connected to every extraction system, despite the fact that the machines are used all over the world.

### SECURITY

Data is securely encrypted via VPN, clearly visualized and can also be accessed on mobile devices. The flexible user and client management makes the administration of projects and responsible service staff an effective and resource-saving solution for your process.

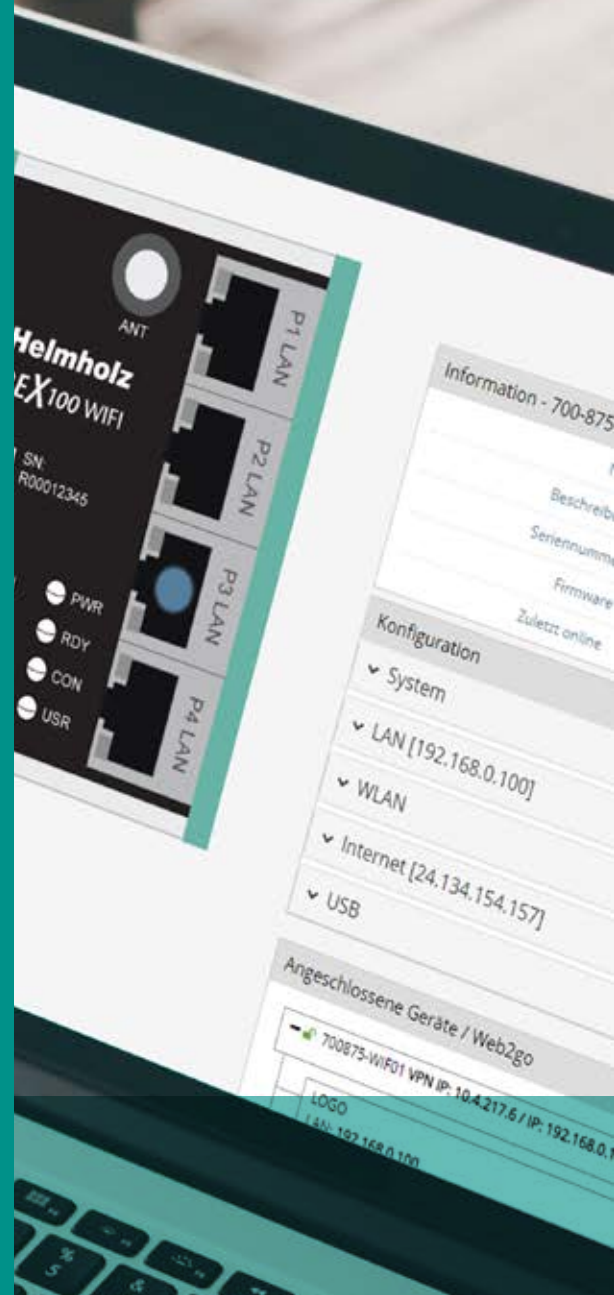


The extraction systems are equipped with an industrial router and can be accessed and can transfer data world-wide via a secure VPN access.

### TECHNICAL SPECIFICATIONS

- Integrated 3-port / 4-port LAN-switch
- WAN, 3G/4G or Wi-Fi
- Secure OpenVPN remote

**Trouble-free and safe working**





# QUALITY

## PERFECT WORKPIECES

We are proud of the quality of our handcrafted products »MADE IN GERMANY« and assume full responsibility for their performance and efficiency. Through continuous further training and optimization of our systems, we make use of the latest technologies and steadily forge ahead in the markets. We have great respect for our customers' end products and with our systems can contribute to a perfect workpiece. The satisfaction and trust of our customers are our greatest assets and can only survive through quality products and a healthy partnership.

»Every employee sees himself or herself as a part of a caring society and a healthy environment.«





# Deeply entrenched in the industry

## WE START WHERE THE STANDARD ENDS

Each of our employees is a professional in his or her field and they see themselves as part of the complete ABSAUGWERK. Together, our team has more than 100 years of experience in extraction technology. The high quality of the individual contributions shows itself in our efficient, long-lived and robust extraction systems. The individual components are carefully chosen and only leave our WERK after a strict testing procedure.

In order to meet our own standards, we operate the entire service chain ourselves: Consultation, planning, manufacturing, commissioning, installation, maintenance, training and other after-sales services.





**HIGH QUALITY WORKMANSHIP FOR A LONG SERVICE LIFE**

**LOW ENERGY AND OPERATING COSTS**

**LOW LABOR COSTS AND REQUIREMENTS FOR MAINTENANCE AND CLEANING**

**CLEANABLE, HIGH QUALITY PERMANENT FILTER**

**FLEXIBLE SYSTEM COMPONENTS FOR OPTIMAL UTILIZATION**

**WINTER/SUMMER CIRCUITS THROUGH INTELLIGENT CONTROL TECHNOLOGY (OPT.)**

**REDUCTION OF HEATING COSTS THROUGH CROSS HEAT EXCHANGERS (OPT.)**

**PRIMARY EXPLOSION PROTECTION AVOIDS EXPENSIVE EXPLOSION PROTECTION COMPONENTS**

**MAINTENANCE OF THIRD-PARTY SYSTEMS**



# Powerful & sustainable

## SUSTAINABILITY

### FOR US AND OUR ENVIRONMENT

As a manufacturing company for the most varied industrial sectors, we bear a special responsibility for the quality of our products and processes as well as for the preservation of our environment and resources.

Our business activities are based on ecological, social and economic responsibility. Clean air in production halls promotes the health of employees, prevents illnesses and makes the workplace safer. In addition, the machine park, the tool and the workpiece are preserved and their service lives are significantly extended.

The flexible components of our systems enable us to configure custom-made extraction systems for almost every individual application and so ensure a positive energy balance. As opposed to standard systems, extraction systems from ABSAUGWERK consume only the amounts of energy, air and water that are actually required. In addition, the cleaned, still warm air can be returned to the production hall via the recirculating air operation. Especially in winter, this saves enormous energy costs.


# AUTOMOTIVE

At a major customer in the automotive industry, metal parts and assemblies are designed, developed and manufactured. During manufacturing processes such as grinding, harmful dusts are released that must be effectively extracted.

If point extraction is insufficient, impractical or uneconomical, a booth extraction system is the optimal solution. Furthermore, dirt-intensive processes and production operations can be separated from other areas in this way if this cannot be achieved otherwise for space or economic reasons.



**PIPE CONNECTIONS FROM THE BOOTH TO THE EXTRACTION SYSTEM**



**OPERATING PRINCIPLE**

## EFFECTIVE BOOTH EXTRACTION

The contaminated air is collected on one side of the booth via intake grilles or extraction walls, fed into the extraction system via a pipe system and filtered there. From the opposite side of the booth, air can flow in below the separating curtain, resulting in a crossflow. This helps to guide the particles to be extracted towards the direction of the collection.



**GRINDING CABIN WITH SUCTION WALL**



DUST EXTRACTOR WITH CABIN SUCTION

**MATERIAL**

- Stainless-steel (carcinogenic dust)
- Aluminium (explosive dust)

**PROCESS**

- Grinding vehicle components

**EXTRACTION  
SYSTEM / SYSTEM  
COMPONENTS**

- Deduster Series P 4000
- ATEX execution with spark detection & extinguishing device
- Dimensions:  
approx. 1.350 x 1.100 x 3.650 mm (WxDxH)
- Side cyclone pre-separator
- Grinding cabine soundproofed
- 4x extraction wall
- Pipe system
- Individual customer design
- TÜV tested

**PERFORMANCE**

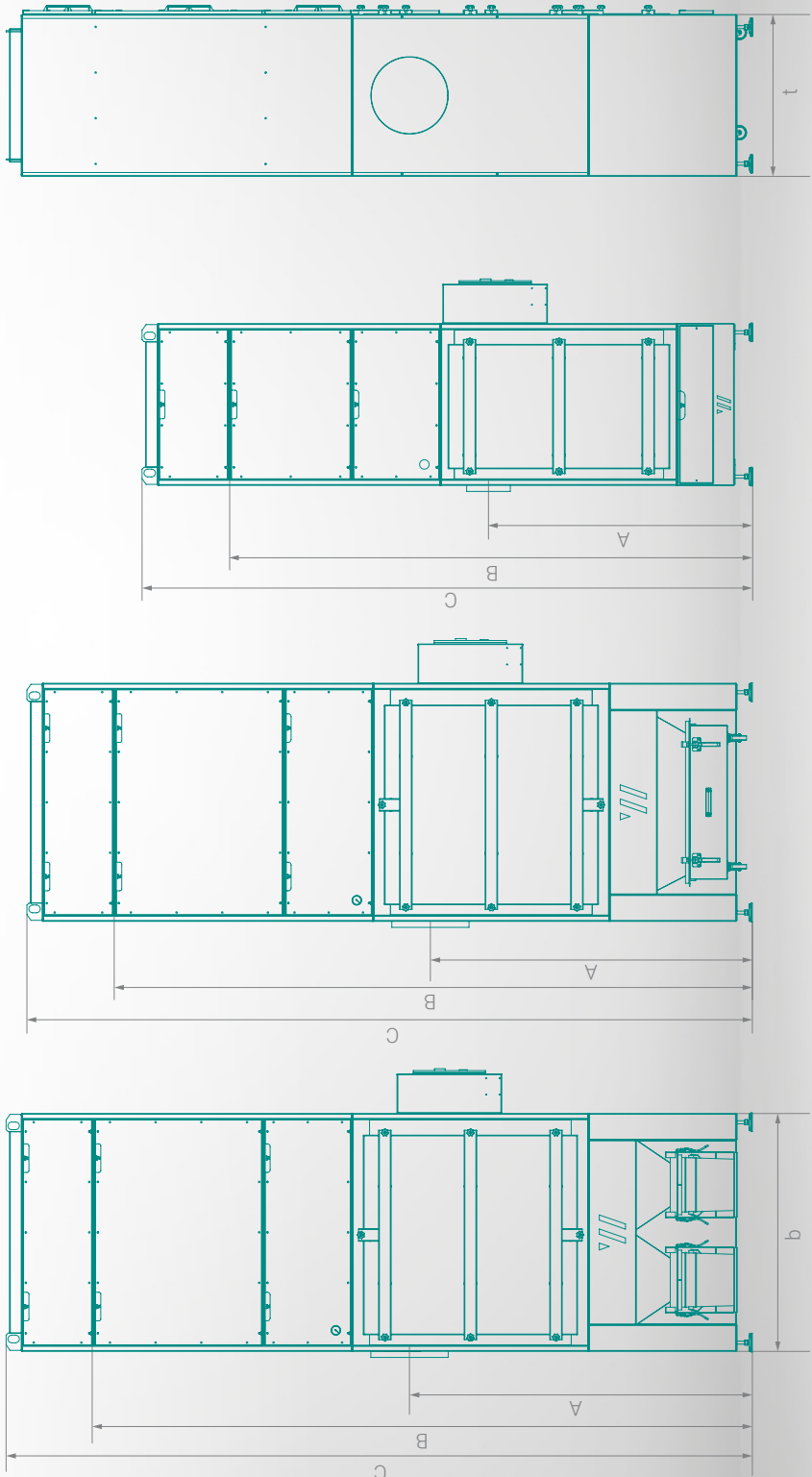
- 11 kW
- ca. 10.000 m³/h extraction power

**SERVICE**

Determination of requirements,  
production, assembly, commissioning,  
training, maintenance, service



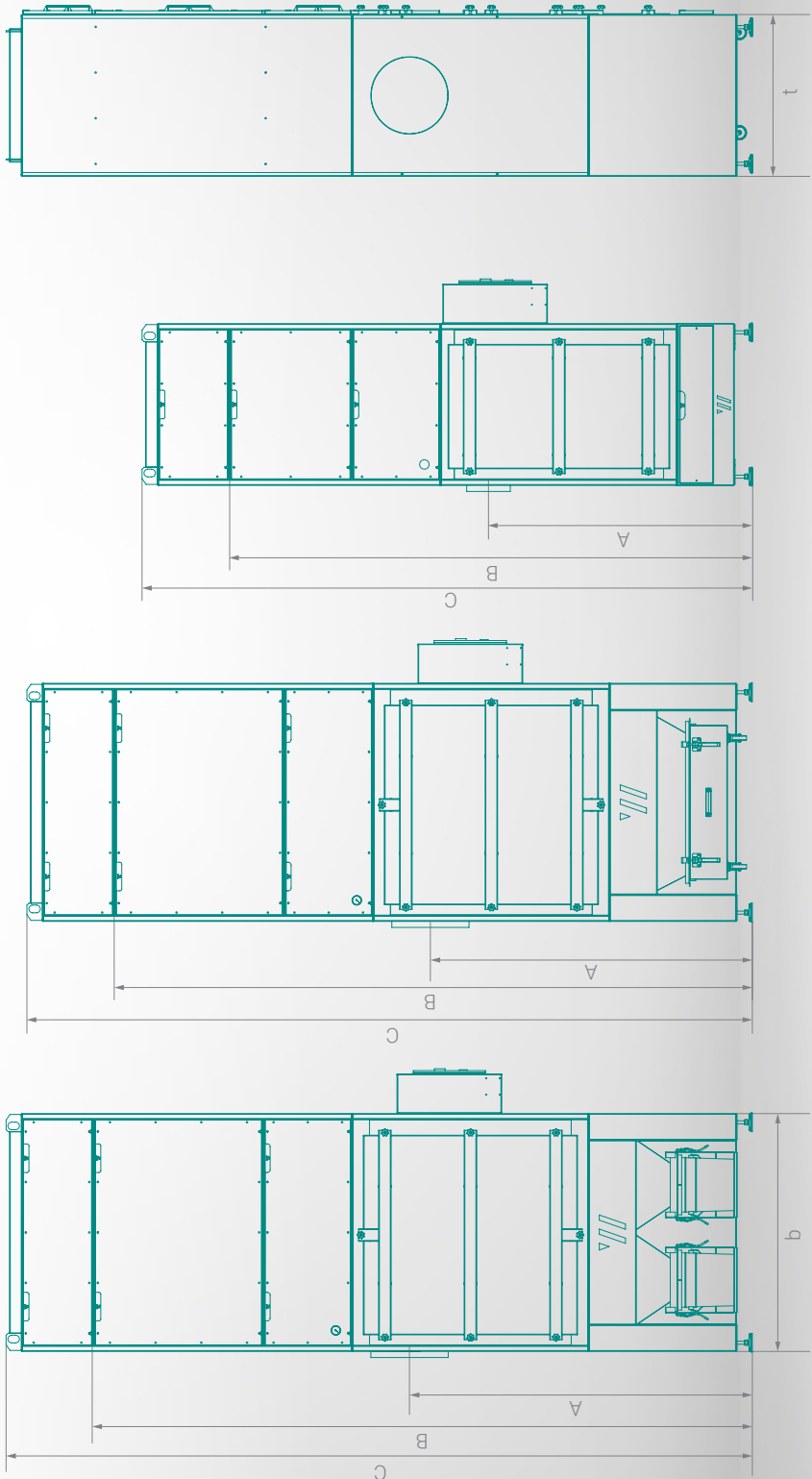
SERIES P



DEDUSTER SERIES	P 2000	P 2000	P 2000	P 2000	P 2000	P 3000	P 3000	P 3000	P 3000	P 4000	P 4000	P 4000	P 5000	P 6000	P 7000	P 8000
Supply voltage	V	400														
Frequency	Hz	50														
Current type	Ph	3														
Eninge power	KW	1.1	2.2	3	4	4	5.5	7.5	11	15	18.5	22	22	30	37	45
Back-up fuse	A	16	16	16	16	16	25	35	50	50	63	63	63	80	100	100
Ventiliatur performance max.	m³/h	2,400	3,500	4,500	6,000	6,000	7,000	8,500	15,000	18,000	23,000	23,000	23,000	30,500	32,500	36,500
Negative pressure max.	Pa	2,000	2,500	3,000	3,800	3,800	4,000	4,800	4,400	5,100	5,500	6,500	6,500	5,500	6,900	7,200
Connection diameter	mm	224	280	280	280	280	300	450	450	560	560	630	630	710	710	800
Width (b)	mm	850	850	850	850	1,250	1,250	1,250	1,250	1,250	1,250	1,250	1,840	1,840	2,260	2,260
Depth (t)	mm	850	850	850	850	850	850	850	850	1,350	1,350	1,350	1,420	1,840	1,840	2,260
Height A (Drawer)	mm	860	860	860	1,410	–	–	–	–	–	–	–	–	–	–	–
Height B (Drawer)	mm	2,240	2,240	2,240	2,915	–	–	–	–	–	–	–	–	–	–	–
Height C (Drawer+H14)	mm	2,540	2,540	2,540	3,240	–	–	–	–	–	–	–	–	–	–	–
Height A (Container)	mm	1,220	1,220	1,220	1,670	1,675	1,675	1,675	1,675	2,000	2,000	2,180	2,180	2,350	2,350	2,750
Height B (Container)	mm	2,615	2,615	2,615	3,275	3,400	3,400	3,400	3,550	4,000	4,250	4,250	4,575	4,575	4,575	4,575
Height C (Container)	mm	2,950	2,950	2,950	3,590	3,750	3,750	3,750	3,900	4,250	4,600	4,600	5,175	5,175	5,175	5,175
Height A (15L Bucket)	mm	1,320	1,320	1,320	1,870	1,775	1,775	1,775	1,775	2,000	2,000	2,180	2,180	2,350	2,350	2,750
Height B (15L Bucket)	mm	2,715	2,715	2,715	3,375	3,500	3,500	3,500	3,650	4,000	4,250	4,250	4,575	4,575	4,575	4,575
Height C (15L Bucket+H14)	mm	3,050	3,050	3,050	3,690	3,850	3,850	3,850	4,000	4,250	4,600	4,600	5,175	5,175	5,175	5,175
Height A (30L Bucket)	mm	1,470	1,470	1,470	2,020	1,925	1,925	1,925	1,925	2,150	2,150	2,330	2,330	2,500	2,500	2,900
Height B (30L Bucket)	mm	2,865	2,865	2,865	3,525	3,650	3,650	3,650	3,800	4,150	4,400	4,400	4,725	4,725	4,725	4,725
Height C (30L Bucket+H14)	mm	3,200	3,200	3,200	3,840	4,000	4,000	4,000	4,150	4,400	4,750	5,325	5,325	5,325	5,325	5,325
Height carbon filter (450er)	mm	(+550)	(+550)	(+550)	(+550)	(+550)	(+550)	(+550)	(+550)	(+550)	(+550)	(+600)	(+600)	(+600)	(+600)	(+600)
Opening radius door	mm	650	650	650	650	1,200	1,200	1,200	1,200	1,200	1,200	1,200	1,200	1,200	1,200	1,200
Catrige number		2	2	2	2	4	4	4	4	6	6	6	9	12	16	20
Catrige length		600	600	600	1,200	1,200	1,200	1,200	1,200	1,200	1,200	1,200	1,200	1,200	1,200	1,200
Filter surface	m²	25	25	25	50	100	100	100	100	150	150	150	225	300	400	500
H14 number		1	1	1	1	2	2	2	2	4	4	4	6	6	8	12
Carbon filter number		16	16	16	16	28	28	28	28	42	42	42	70	90	108	132
Carbon filter length	mm	450	450	450	450	450	450	450	450	450	450	450	450	450	450	450
Weight (approx.)	kg	350	380	390	390	525	580	650	750	850	900	1,000	1,500	1,700	1,900	2,100
Sound pressure level (approx.)*	dB(A)	68	72	72	73	73	73	74	74	78	78	79	79	79	79	79
Permissible ambient temperature	°C	5–40														
Permissible humidity	%	70														
Necessary compressed air quality		dry   oil and water free														
Water connection DN	mm	9														
Necessary compressed air pressure	bar	4–6														

**REFERENCE:** The information is as accurate as possible, small differences may occur  
\* Note: Deviations possible, lower sound pressure levels can be achieved by additional measures.  
Status 28.08.23 | Subject to change

SERIES S



DEDUSTER SERIES	S 2000	S 2000	S 2000	S 2000	S 2000	S 2000	S 3000	S 3000	S 3000	S 4000	S 4000	S 4000	S 5000	S 6000	S 7000	S 8000
Supply voltage	V	400														
Frequency	Hz	50														
Current type	Ph	3														
Eninge power	KW	1.1	2.2	3	4	4	5.5	7.5	11	15	18.5	22	22	30	37	45
Back-up fuse	A	16	16	16	16	16	25	35	50	50	63	63	63	80	100	100
Ventiliatur performance max.	m³/h	2,400	3,500	4,500	6,000	6,000	7,000	8,500	15,000	18,000	23,000	23,000	23,000	30,500	32,500	36,500
Negative pressure max.	Pa	2,000	2,500	3,000	3,800	3,800	4,000	4,800	4,400	5,100	5,500	6,500	6,500	5,500	6,900	7,200
Connection diameter	mm	224	280	280	280	280	300	450	450	560	560	630	630	710	710	800
Width (b)	mm	850	850	850	850	850	1,250	1,250	1,250	1,250	1,250	1,840	1,840	1,840	2,260	2,260
Depth (t)	mm	850	850	850	850	850	850	850	850	1,350	1,350	1,350	1,420	1,840	1,840	2,260
Height A (Drawer)	mm	860	860	860	1,410	–	–	–	–	–	–	–	–	–	–	–
Height B (Drawer)	mm	2,240	2,240	2,240	2,240	2,915	–	–	–	–	–	–	–	–	–	–
Height C (Drawer+H14)	mm	2,540	2,540	2,540	3,240	–	–	–	–	–	–	–	–	–	–	–
Height A (Container)	mm	1,220	1,220	1,220	1,670	1,670	1,675	1,675	1,675	2,000	2,000	2,000	2,180	2,350	2,350	2,750
Height B (Container)	mm	2,615	2,615	2,615	3,275	3,400	3,400	3,400	3,550	4,000	4,250	4,250	4,575	4,575	4,575	4,575
Height C (Container)	mm	2,950	2,950	2,950	3,590	3,750	3,750	3,750	3,900	4,250	4,600	4,600	5,175	5,175	5,175	5,175
Height A (15L Bucket)	mm	1,320	1,320	1,320	1,870	1,775	1,775	1,775	1,775	2,000	2,000	2,000	2,180	2,350	2,350	2,750
Height B (15L Bucket)	mm	2,715	2,715	2,715	3,375	3,500	3,500	3,500	3,650	4,000	4,250	4,250	4,575	4,575	4,575	4,575
Height C (15L Bucket+H14)	mm	3,050	3,050	3,050	3,690	3,850	3,850	3,850	4,000	4,250	4,600	4,600	5,175	5,175	5,175	5,175
Height A (30L Bucket)	mm	1,470	1,470	1,470	2,020	1,925	1,925	1,925	1,925	2,150	2,150	2,150	2,330	2,500	2,500	2,900
Height B (30L Bucket)	mm	2,865	2,865	2,865	3,525	3,650	3,650	3,650	3,800	4,150	4,400	4,400	4,725	4,725	4,725	4,725
Height C (30L Bucket+H14)	mm	3,200	3,200	3,200	3,840	4,000	4,000	4,000	4,150	4,400	4,750	5,325	5,325	5,325	5,325	5,325
Height carbon filter (450er)	mm	(+550)	(+550)	(+550)	(+550)	(+550)	(+550)	(+550)	(+550)	(+550)	(+550)	(+550)	(+600)	(+600)	(+600)	(+600)
Opening radius door	mm	650	650	650	650	650	1,200	1,200	1,200	1,200	1,200	1,200	1,200	1,200	1,200	1,200
Bag filter number		12	12	12	12	12	24	24	24	48	48	48	64	80	100	130
Bag filter length		600	600	600	1,200	1,200	1,200	1,200	1,200	1,200	1,200	1,200	1,200	1,200	1,200	1,200
Filter surface	m²	3	3	3	6	12	12	12	12	24	24	24	32	40	50	65
H14 number		1	1	1	1	2	2	2	2	4	4	4	6	6	8	12
Carbon bag filter number		16	16	16	16	28	28	28	28	42	42	42	70	90	108	132
Carbon bag filter length	mm	450	450	450	450	450	450	450	450	450	450	450	450	450	450	450
Weight (approx.)	kg	350	380	390	390	525	580	650	750	850	900	1,000	1,500	1,700	1,900	2,100
Sound pressure level (approx.)*	dB(A)	68	72	72	73	73	73	74	74	78	78	79	79	79	79	79
Permissible ambient temperature	°C	5–40														
Permissible humidity	%	70														
Necessary compressed air quality		dry   oil and water free														
Water connection DN	mm	9														
Necessary compressed air pressure	bar	4–6														

**REFERENCE:** The information is as accurate as possible, small differences may occur  
\* Note: Deviations possible, lower sound pressure levels can be achieved by additional measures.  
Status 28.08.23 | Subject to change





## LEARN WHAT MATTERS IN EXTRACTION TECHNOLOGY!

During processes such as welding, grinding or lasering, various media are released that must be safely extracted to protect people and machines. We inform you about the relevant occupational limit values and legal requirements that you must consider in your company and guarantee to find the optimal solution for your process!

Also get to know our various system components. We will show you what is important in design and planning and how you can carry out small service and maintenance tasks yourself.

We are happy to offer individual training programs at our competence center in Neu-Ulm or at your site.

**Please contact us at**

**[info@absaugwerk.de](mailto:info@absaugwerk.de) | +49 731 141 108-0**



*RESPECTFUL.  
RELIABLE.  
PERSONAL.*

## PARTNERSHIP WITH ABSAUGWERK

ABSAUGWERK reflects the personal values of its employees and unites them with common ideas of teamwork, corporate management and goals. Our culture forms the basis of our success and our »feel good philosophy«.

This also applies to our network. We have no fear of commitment! We maintain our partnerships continuously and on a personal level, because we sell and buy from people. Mutual respect and reliability are indispensable for us.

**Become a partner in our network!**

**Follow us on social media:**



@ABSAUGWERK GmbH







real. better.

**ABSAUGWERK GmbH**  
Messerschmittstr. 22  
D-89231 Neu-Ulm

+49 731 141108-0  
info@ABSAUGWERK.de

Let us network!



**www.ABSAUGWERK.com**